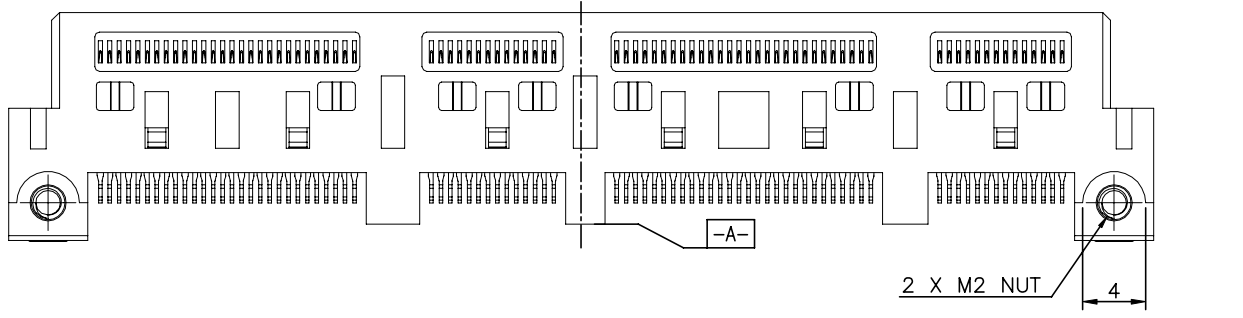
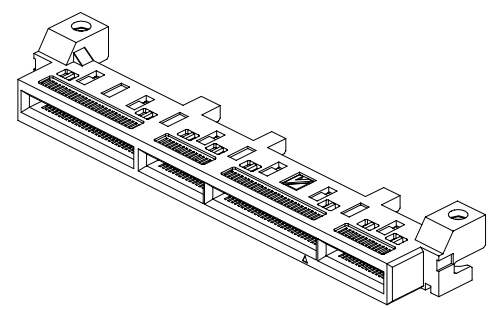
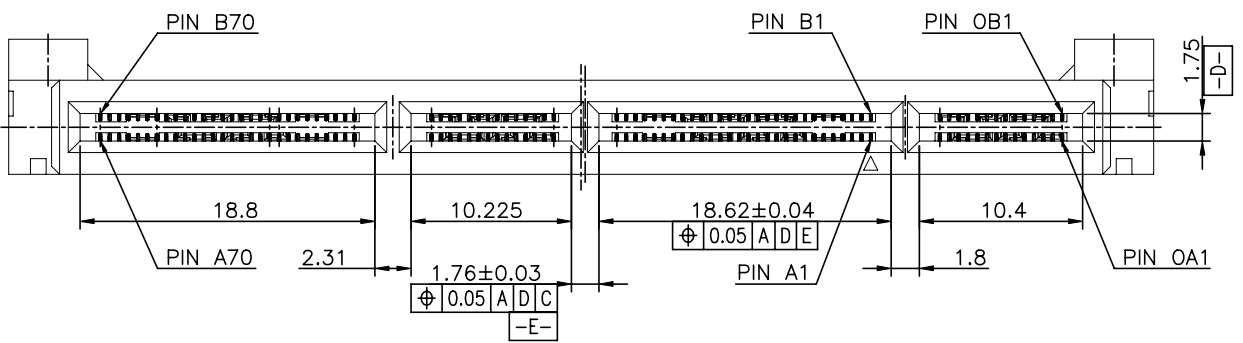


- NOTES :
- MATERIAL :
 - HOUSING : THERMOPLASTIC, HIGH TEMP.,UL94V-0; COLOR : BLACK.
 - CONTACT : COPPER ALLOY
 - NUT PLATE : STEEL
 - FINISH :
 - CONTACT : SEE ORDER INFORMATION. SOLDER : TIN PLATING.
 - 50-100u" NICKEL UNDERPLATED OVERALL.
 - REFLOW SOLDER CAPABLE TO 260°C PER ACES SPEC.
 - SPEC. PLS. REFER TO PS-52725-XXXX-XXX
 - PACKAGE PLS. REFER TO 52725-168XX-XX-TRAY
 - RECOMMENDED SCREW SPEC. SCREW SIZE: M2 SCREW LENGTH: 6mm(REF.) HEAD SIZE: ϕ 3.8mm(MAX.), HEIGHT=1.6mm(MAX.)
 - PART NUMBER : 52727 - 168 X X - 001

NO OF CKT
168 : 168 CKT (4C+)

PACKAGING
2 : SOFT TRAY

PLATING
D : GOLD 30 μ "



QUALITY SYMBOLS MAJOR \oplus CRITICAL \otimes	DRAWN BY Huang, Wen Ying	DATE 21/05/28	
	CHECKED BY Lee, I Hung	DATE 21/05/28	
GENERAL TOLERANCES (UNLESS SPECIFIED) X. ± 0.5 XX ± 0.25 XXX ± 0.1 ANGLES $\pm 2^\circ$	APPROVED BY Lee, I Hung	DATE 21/05/28	TITLE 0.6mm PITCH EDGE CARD CONN. STRADDLE D/R S/T TYPE SFF-TA-1002 4C+
	UNITS mm		SIZE A4
SCALE 2 : 1	SHEET NO. 1 OF 3	REV D	DWG NO. 52727-168XX-001



CONNECTOR CONTACT IDENTIFICATION

CONTACT NUMBER	SIDE OA	SIDE OB
1	GROUND	GROUND
2	SIGNAL	SIGNAL
3	SIGNAL	SIGNAL
4	GROUND	GROUND
5	SIGNAL	SIGNAL
6	SIGNAL	SIGNAL
7	GROUND	GROUND
8	SIGNAL	SIGNAL
9	SIGNAL	SIGNAL
10	GROUND	GROUND
11	SIGNAL	SIGNAL
12	SIGNAL	SIGNAL
13	GROUND	GROUND
14	GROUND	GROUND

CONTACT NUMBER	SIDE A	SIDE B
1	GROUND	GROUND
2	SIGNAL	SIGNAL
3	SIGNAL	SIGNAL
4	GROUND	GROUND
5	SIGNAL	SIGNAL
6	SIGNAL	SIGNAL
7	GROUND	GROUND
8	SIGNAL	SIGNAL
9	SIGNAL	SIGNAL
10	GROUND	GROUND
11	SIGNAL	SIGNAL
12	SIGNAL	SIGNAL
13	GROUND	GROUND
14	SIGNAL	SIGNAL
15	SIGNAL	SIGNAL
16	GROUND	GROUND
17	SIGNAL	SIGNAL
18	SIGNAL	SIGNAL
19	GROUND	GROUND
20	SIGNAL	SIGNAL
21	SIGNAL	SIGNAL
22	GROUND	GROUND
23	SIGNAL	SIGNAL
24	SIGNAL	SIGNAL
25	GROUND	GROUND
26	SIGNAL	SIGNAL
27	SIGNAL	SIGNAL
28	GROUND	GROUND

CONTACT NUMBER	SIDE A	SIDE B
29	GROUND	GROUND
30	SIGNAL	SIGNAL
31	SIGNAL	SIGNAL
32	GROUND	GROUND
33	SIGNAL	SIGNAL
34	SIGNAL	SIGNAL
35	GROUND	GROUND
36	SIGNAL	SIGNAL
37	SIGNAL	SIGNAL
38	GROUND	GROUND
39	SIGNAL	SIGNAL
40	SIGNAL	SIGNAL
41	GROUND	GROUND
42	GROUND	GROUND

CONTACT NUMBER	SIDE A	SIDE B
43	GROUND	GROUND
44	SIGNAL	SIGNAL
45	SIGNAL	SIGNAL
46	GROUND	GROUND
47	SIGNAL	SIGNAL
48	SIGNAL	SIGNAL
49	GROUND	GROUND
50	SIGNAL	SIGNAL
51	SIGNAL	SIGNAL
52	GROUND	GROUND
53	SIGNAL	SIGNAL
54	SIGNAL	SIGNAL
55	GROUND	GROUND
56	SIGNAL	SIGNAL
57	SIGNAL	SIGNAL
58	GROUND	GROUND
59	SIGNAL	SIGNAL
60	SIGNAL	SIGNAL
61	GROUND	GROUND
62	SIGNAL	SIGNAL
63	SIGNAL	SIGNAL
64	GROUND	GROUND
65	SIGNAL	SIGNAL
66	SIGNAL	SIGNAL
67	GROUND	GROUND
68	SIGNAL	SIGNAL
69	SIGNAL	SIGNAL
70	GROUND	GROUND

QUALITY SYMBOLS MAJOR CRITICAL GENERAL TOLERANCES (UNLESS SPECIFIED) X. ±0.5 .X ±0.25 .XX ±0.15 .XXX ±0.1 ANGLES ±2°	DRAWN BY Huang, Wen Ying 21/05/28	
	CHECKED BY Lee, I Hung 21/05/28	
APPROVED BY Lee, I Hung 21/05/28	TITLE 0.6mm PITCH EDGE CARD CONN. STRADDLE D/R S/T TYPE SFF-TA-1002 4C+	
	UNITS mm	
SCALE 2 : 1	SHEET NO. 3 OF 3	REV D
		RFG NO. N/A
		DWG NO. 52727-168XX-001